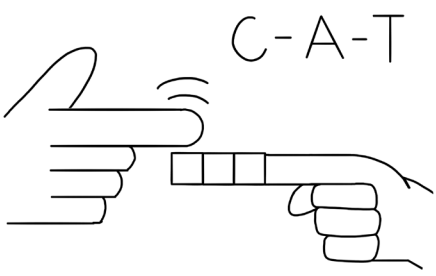

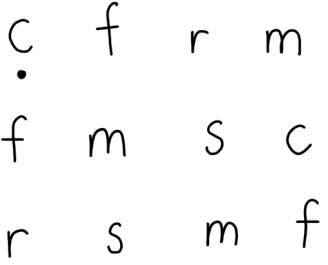

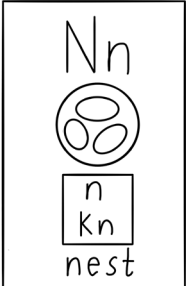


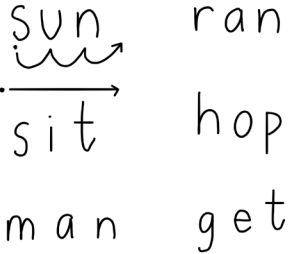


















LITERACY ROUTINE MAP

ROUTINE NAME / TIMING	WONDER'S LABEL	IMAGE	WHAT / WHY	CUES
1. PHONEME BLENDING AND PHONEME SEGMENTATION 1 min.	Word Work Phonemic Awareness		<ul style="list-style-type: none"> Builds phonological awareness  Develops awareness of sounds in speech 	<ol style="list-style-type: none"> Tap each cube Say sounds Slide finger Student says "Word" <ol style="list-style-type: none"> Say whole "Word" Student says each "Sound"
2. LETTER NAMES AND LETTER SOUNDS 1 min.	Word Work Phonics: Introduce Build Fluency: Sound/Spelling		<ul style="list-style-type: none"> Builds decoding & phonics skills  Develops ability to recognize letter names and sounds with automaticity 	<ol style="list-style-type: none"> Finger to bottom left of letter "Name" or "Sound" Tap under stopped sounds; Hold under continuous sounds
3. SOUND SPELLING CARD 1 min.	Word Work Phonics Introduce 1. Model 2. Guide Practice		<ul style="list-style-type: none"> Builds phonics skills   Develops ability to map sounds onto symbols and create visual cues for sounds and letters 	<ol style="list-style-type: none"> "The card is..." "The sound is..." "The spelling is/are..."
4. CONTINUOUS BLENDING 2-3 mins.	Word Work Phonics Introduce Blend words with...		<ul style="list-style-type: none"> Builds phonics skills   Develops ability to move through each sound and then put them together into a word 	<ol style="list-style-type: none"> Finger to the left of the word "Blend" Swoop finger under each sound of the word Finger to the left of the word Slide finger under the word
5. SOUND BY SOUND BLENDING 2-3 mins.			<ul style="list-style-type: none"> Builds phonics skills   Develops skills to unitize and to see sound chunks rather than letter by letter blending 	<ol style="list-style-type: none"> Write first sound...tap..."Sound?" Write second sound...tap..."Sound?" Blend Write next sound...tap..."Sound?" Blend "Word?"

LITERACY ROUTINE MAP

ROUTINE NAME / TIMING	WONDER'S LABEL	IMAGE	WHAT / WHY	CUES
6. VOWEL FIRST BLENDING 2 mins.	Word Work Use with: Phonics: Build words with...	<p>part wait take</p> <p>shirt → jump fort</p> <p>weight smart first</p> <p>right flirt deer</p>	<ul style="list-style-type: none"> Builds phonics skills   Develops ability to notice the vowel pattern first before sounding out the word Struggling students usually have difficulty with vowel patterns 	<ol style="list-style-type: none"> Fingers under the vowel pattern "Sound?" Tap Finger under first letter "Word?" Slide
7. SOUND SPELLING REVIEW 1-2 mins.	Word Work Phonics: Introduce... Quick Review	<p>ee ou ai ay</p> <p>igh oi ee oy</p> <p>ay ou ai igh</p>	<ul style="list-style-type: none"> Builds phonics skills   Develops ability to recognize and review complex spelling patterns with automaticity 	<ol style="list-style-type: none"> Finger to the left of sound spelling "Sound?" Tap under spelling
8. HIGH FREQUENCY WORDS 2 mins.	Word Work High Frequency Words	<p>because was there friend</p> <p>friend there were because</p> <p>there were because friend</p>	<ul style="list-style-type: none"> Builds phonics skills  Develops ability to read irregular words with automaticity 	<ol style="list-style-type: none"> "Now you are going to read some new words" "The word is ____" "Word?" "Spell ____" Student spells word "Word?" Review by putting finger to left "Word?" Slide finger
9. DICTATION 3 mins.			<ul style="list-style-type: none"> Builds phonics skills   Develops ability to encode (representing sounds in writing) Note: Teacher writes on the white board at the same time in case struggling students need a model 	<ol style="list-style-type: none"> "The word is ____" "Word?" Say the sounds in ____ "Write ____" "Check to see if your word looks like mine. If not, fix it up."
10. DECODABLE BOOKS 7-10 mins.	Decodable readers		<ul style="list-style-type: none"> Builds phonics & fluency skills   Develops ability to read connected text Supports students to sound and feel like a fluent reader every day. 	<ol style="list-style-type: none"> First read: Student reads each word for accuracy Second read: Student rereads the page for fluency Teacher listens and provides immediate feedback for errors